

Maxonic 万讯

YHLD

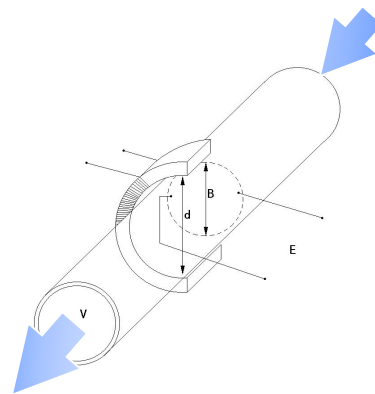
1	- 2 -
2	- 2 -
3	- 2 -
4	- 2 -
5	- 3 -
5.1	- 3 -
5.2	- 4 -
6	- 5 -
7	- 6 -
7.1	- 6 -
7.2	- 6 -
7.3	- 6 -
7.4	- 6 -
7.5	- 6 -
7.6	- 7 -
1	- 8 -
2	- 8 -

- 500m
- 120:1
- /
- MODBUS HART GPRS PROFIBUS
-
-
-
-
-
-

$$E = KBd\bar{V}$$

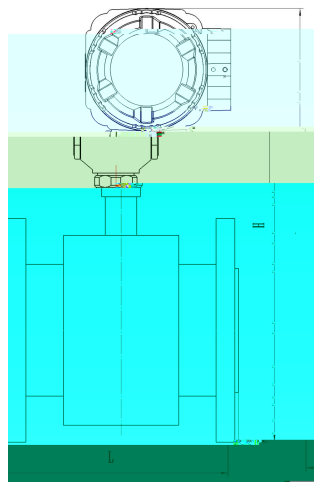
$$Q = \bar{V} \times S$$

K ---
 B --- T
 d --- m
 \bar{V} --- m/s
 S --- m²



S B d Q E \bar{V}

- DN10- DN1600mm
- 0.1-12m/s
- 0.2 0.5 1.0
- 0.6MPa 1.0MPa 1.6MPa 2.5MPa 4.0MPa 4.0MPa
- -20 160
- 220VAC 24VDC 3.6V
- / 4-20mA RS485
- MODBUS HART GPRS PROFIBUS
- 316L B C
- PTFE PFA FEP
- -20 50 5% 90%
- I P65
- I P68 I P65
- Exd ia[iaGa] qI CT6Gb



5-1

5-1


(mm)	L(mm)	H(mm)
10	200	319
15	200	319
20	200	319
25	200	329
32	200	354
40	200	360
50	200	350
65	200	372
80	200	388
100	250	407
125	250	440
150	300	472
200	350	513
250	450	570
300	500	620
350	550	680
400	600	735
450	600	785
500	600	850
600	600	960
700	700	1068
800	800	1177
900	900	1225
1000	1000	1345
1200	1200	1592
1400	1400	1802
1600	1600	2032

5-2
5-2

(mm)	L (mm)	H (mm)
10	200	194
15	200	194
20	200	194
25	200	204
32	200	229
40	200	239
50	200	229
65	200	251
80	200	267
100	250	286
125	250	319
150	300	351
200	350	392
250	450	449
300	500	499
350	550	559
400	600	614
450	600	664
500	600	729
600	600	839
700	700	1068
800	800	1177
900	900	1225
1000	1000	1345
1200	1200	1592
1400	1400	1802
1600	1600	2032

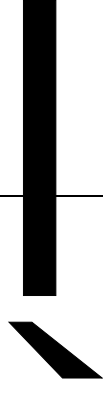
YHLD-A- B C D E F - G H I J K - L

- A**
- | | | |
|--------------|-----|---------|
| DN10- DN1600 | 2-- | 4- 20mA |
| 150 | 3-- | 0- 10mA |
| 150mm | 4-- | |
| | 5-- | |
- B:**
- | | | |
|----------|-----|---------|
| 1-- 316L | | |
| 2-- B | | |
| 3-- C | 1-- | I P65 |
| 4-- | 2-- | I P65 |
| 5-- | 3-- | I P68 |
| 6-- | | 10m 10m |
| 7-- | | |
- C:**
- | | | | |
|-----|-------------------|----|---------------------|
| 1-- | DN10- DN1600 | H: | 1-- |
| 2-- | DN50- DN1600 | | 2-- |
| 3-- | DN50- DN1600 | | 3-- |
| 4-- | | | |
| 5-- | PTFE DN10- DN1600 | I: | 1-- |
| 6-- | FEP DN10- DN1600 | | 2-- RS485(MODBUS) |
| 7-- | PFA DN10- DN1600 | | 3-- RS232(MODBUS) |
| 8-- | | | 4-- HART |
| | | | 5-- PROFIBUS |
| | | | 6-- |
- D**
- | | | | |
|-----|-----------------------|----|-------------------------|
| 1-- | 0.6MPa DN1200- DN1600 | J: | 1-- |
| 2-- | 1.0MPa DN250- DN1000 | | 2-- Exdi a[iaGa]q CT6Gb |
| 3-- | 1.6MPa DN100- DN200 | | |
| 4-- | 4.0MPa DN10- DN80 | | |
| 5-- | | | |
- E:**
- | | | | |
|-----|-------------|----|-----|
| 1-- | 220VAC/ 15W | K: | 1-- |
| 2-- | 24VDC/ 15W | | 2-- |
| 3-- | 3.6V | | |
- F:**
- | | | | |
|-----|--|----|---------|
| 1-- | | L: | () |
| | | | 1-- 1.0 |
| | | | 2-- 0.5 |
| | | | 3-- 0.2 |



- 20

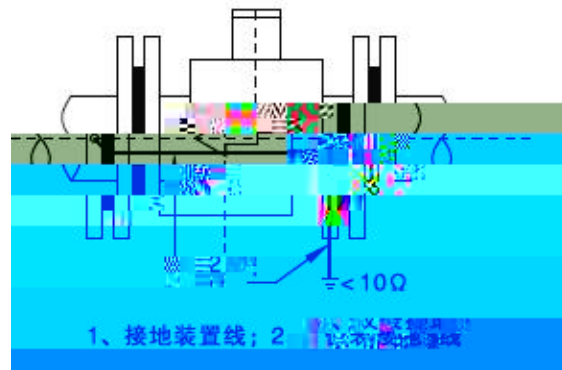
50



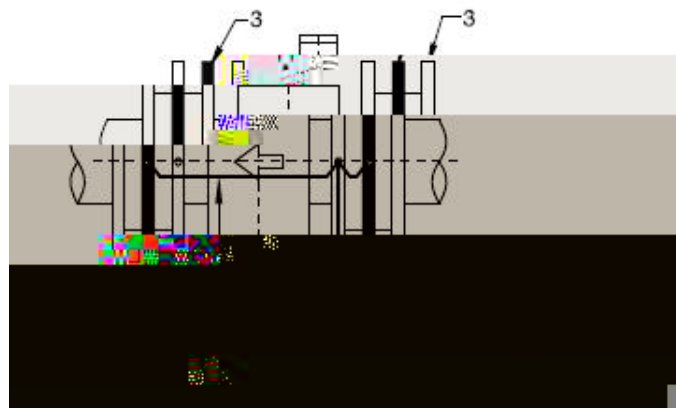
-
-
-
-

5

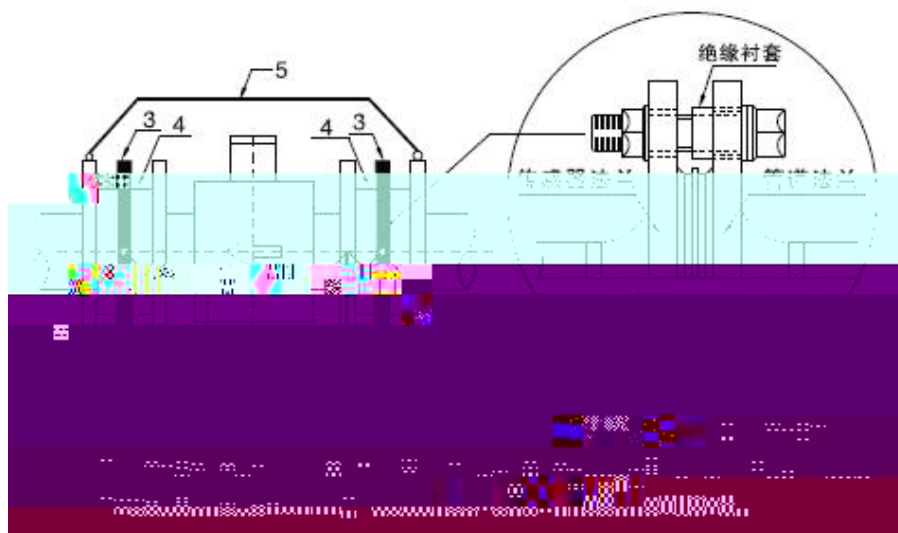
0.3mm²



-1



-2



-3

